

READING

Assessment Tasks

Quick Checks Activities

Quick Checks Assessment Tasks is a tool for the busy teacher.

Quick Checks Assessment Tasks contains tasks that assess specific standards-based skills. Each task may be administered quickly and easily by a teacher or a paraprofessional.



Authors: Becki Dios, Nancy Gist
Editors: Joy Evans,
Lisa Vitarisi Mathews
Copy Editor: Laurie Westrich
Desktop: Arynne Elfenbein
Cover: Liliana Potigian

Congratulations on your purchase of some of the finest teaching materials in the world.

*Photocopying the pages in this book is permitted for single-classroom use only.
Making photocopies for additional classes or schools is prohibited.*

For information about other Evan-Moor products,
call 1-800-777-4362, fax 1-800-777-4332, or visit our Web site, www.evan-moor.com.
Entire contents © 2006 EVAN-MOOR CORP. 18 Lower Ragsdale Drive, Monterey, CA 93940-5746. Printed in USA.

Table of Contents

As Easy as 1-2-3	2
Preparing an Assessment Task Activity	3
How to Conduct an Assessment.....	4
Individual Student Assessment Checklist	5
Correlation Chart	6

Unit 1—Phonemic Awareness

Initial, Medial Vowel, and Final Sound Substitution.....	9
Initial and Final Sound Deletion	13
Deletes Initial Phoneme in a Blend; Deletes Final Phoneme in a Blend	17

Unit 2—Phonics and Word Recognition

Discriminates and Identifies Digraphs: <i>sh, wh, th, ch</i>	23
Discriminates Long Vowel Spelling Patterns	29
Uses Diphthong Spelling Patterns: <i>oi, oy, ou, ow</i>	37
Segments Multisyllabic Words	45
Forms and Reads Regular Plurals	53
Reads Irregular Plurals.....	59
Identifies Abbreviations	67
Distinguishes Between Consonant Blends: <i>cr, fr, gr, dr, tr, br</i>	73
Distinguishes Between Consonant Blends: <i>sl, sk, sm, st, sp, sw</i>	81
Distinguishes Between Consonant Blends: <i>bl, cl, fl, gl, pl, sl</i>	89
Identifies and Reads Word Families	97

Unit 3—Vocabulary and Concept Development

Reads and Understands Antonyms	105
Reads and Understands Synonyms	113
Matches Words with Prefixes	121
Matches Words with Suffixes	129
Uses Multiple-Meaning Words	137

Unit 4—Reading Comprehension

Understands Cause and Effect	147
Follows Written Multiple-Step Directions	155
Understands Sequence of Events	165



Objective:

Student substitutes initial, medial, and final sounds in orally stated words.

Materials:

Class Checklist, p. 11

Activity Sheet, p. 12



Auditory
Only

Student Task

Say:

Listen to the word I say and follow the directions I give you. Let's begin.

Initial sound. Say:

Replace the first sound in *bite* with /k/.

Student responds. Record the student's response on the class checklist. Say:

Replace the first sound in *tone* with /b/.

Record the student's response.

Medial vowel sound. Say:

Replace the middle sound in *sit* with /a/.

Record the student's response. Say:

Replace the middle sound in *net* with /o/.

Record the student's response.

Final sound. Say:

Replace the final sound in *bed* with /t/.

Record the student's response. Say:

Replace the final sound in *rat* with /n/.

Record the student's response.




Note: Student discriminates initial, medial vowel, and final sounds.





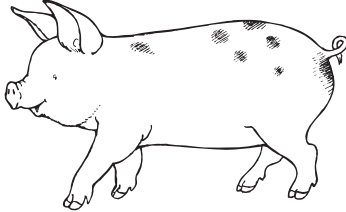
Name _____

What Do You Hear?




Name each picture. Listen for the beginning sound.
Circle the letter you hear.

1.  d b m	2.  d c m	3.  b s m
--	--	--

Name each picture. Listen for the middle sound.
Circle the letter you hear.

4.  i o e	5.  a e u	6.  a i e
--	--	--

Name each picture. Listen for the ending sound.
Circle the letter you hear.

7.  f c t	8.  s p l	9.  g d t
--	--	--

Phonemic Awareness